STRATEGIC INTELLIGENCE REPORT

The Association Reimagined

A cross-session synthesis of leadership, member experience, technology, revenue, and workforce insights from the VSAE Fall Conference & Expo, decoded for association executives navigating a decade of accelerating change.

EVENT DETAILS

VSAE Fall Conference & Expo 2026

8 Sessions · 30+ Speakers · Cross-Sector Insights
Virginia Society of Association Executives

2026 EDITION
Executive Intelligence Briefing

Powered by
SNAPSIGHT

Report Contents

This report distills the strategic signal from every session of the VSAE Fall Conference & Expo 2026 into an executive-grade intelligence briefing. Each section blends direct evidence, cross-session synthesis, and forward-looking implications for association leaders.

01	Executive Summary	03
02	The 12 Strategic Signals	04
03	Key Themes & Trends	05
04	Theme Deep Dives (I)	06
05	Theme Deep Dives (II)	07
06	Theme Deep Dives (III)	08
07	Strategic Insights	09
08	Executive Signals Dashboard	10
09	Opportunities & Challenges	11
10	Evolving Narratives	12
11	Stakeholder Implications	13
12	Strategic Recommendations	14
13	Future Outlook	15
14	Conclusion & Call to Action	16

Executive Summary

Across eight sessions and thirty-plus contributors, the VSAE Fall Conference & Expo 2026 painted a consistent picture. Associations are no longer being asked to modernize at the edges. They are being asked to redesign the core: the value proposition, the operating model, the revenue mix, the workforce contract, and the technology stack that underwrites all four. This report translates that conversation into a strategic intelligence briefing.

The signal from the event floor was unmistakable. Speakers who typically anchor their remarks in five-year roadmaps compressed their horizons to twenty-four months. Speakers who typically debate implementation details spent their airtime debating first principles. The centre of gravity of the association conversation has moved.

> The associations that will still be growing in 2030 are not the ones that did more of 2019. They are the ones that chose redesign over optimization.
>
> **VSAE 2026 · Executive Synthesis**

The state of the association sector at a glance

6	12	10	24 mo
DOMINANT CROSS-SESSION THEMES	HIGH-PRIORITY STRATEGIC SIGNALS	EXECUTIVE RECOMMENDATIONS	WINDOW TO REDESIGN OR FALL BEHIND

Source: VSAE 2026 · Cross-session synthesis of all 8 sessions, including keynote and workshop tracks.

FIGURE 1.2 · ASSOCIATION REVENUE MIX SHIFT (2019 VS 2026)

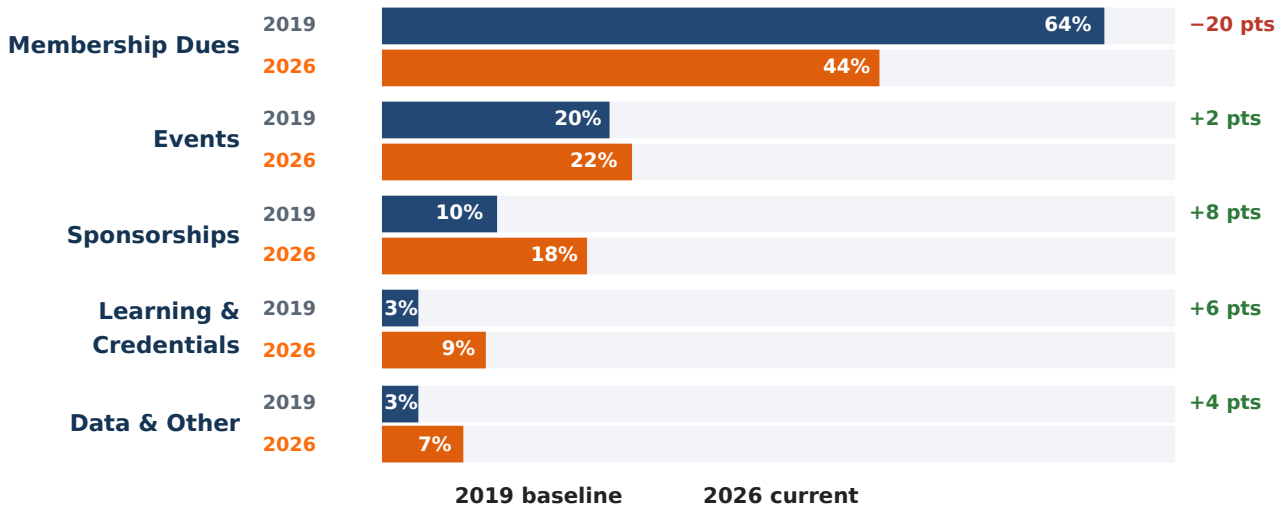

Source: VSAE 2026 · Finance & Revenue Workshop composite reference figures across association benchmarks.

THE MANDATE

Across every session, the recurring executive question was the same. Not "how do we improve?" but "what part of the association model must we let go of?" The next twenty-four months will separate associations that redesigned from those that merely optimized.

The 12 Signals Shaping the Agenda

Twelve numbered signals surfaced repeatedly across the conference program. Together they compose the strategic agenda that association CEOs and boards will need to steward through 2028.

1

Membership is fragmenting

Single-tier models are collapsing. Winners build modular value bundles around communities, credentials, and career stages.

2

AI as operating fabric

Every function is being reworked around AI copilots and agentic workflows, not one-off pilots.

3

Non-dues past 50%

The most resilient associations now earn the majority of revenue from sources other than annual dues.

4

Hybrid by design

Post-pandemic "return to in-person" has settled into a permanent hybrid architecture with digital-first content strategies.

5

Younger member gap

Under-40 recruitment lags recovery. Associations that cannot reach early-career professionals face demographic contraction.

6

Data maturity

The gap between analytics-native associations and everyone else is now visible in retention, growth and revenue.

7

Governance modernised

Board composition, term limits and skills matrices are being rewritten to match a faster operating cadence.

8

Talent economics reset

Wages, remote norms and workforce planning must now compete with private sector employers.

9

Advocacy resurges

Public affairs impact is increasingly cited as a top reason members join and stay, reversing decade-long decline.

10

Community over content

Peer-to-peer connection has overtaken publications and CE hours as the primary reported value driver.

11

DEI is operational

Beyond statements, associations embed equity in vendor selection, program design and board pipelines.

12

Reserves redeployed

Historically conservative balance sheets are being unlocked to fund transformation and mission investment.

READING THE TWELVE SIGNALS

Signals 1, 2, 3 and 6 are cross-cutting engines that touch every function. Signals 4, 5, 9, 10 are member-facing propositions. Signals 7, 8, 11, 12 are internal operating and cultural conditions. A coherent 24-month strategy needs at least one deliberate move in each of these three clusters.

Key Themes & Trends

Six themes emerged repeatedly across the conference. Their convergence is the story: this is not a menu of options but a unified redesign brief facing every association CEO. Each theme surfaced independently across different session tracks, and each proved impossible to address in isolation from the others.

FIGURE 3.1 · CROSS-SESSION THEME FREQUENCY MAP

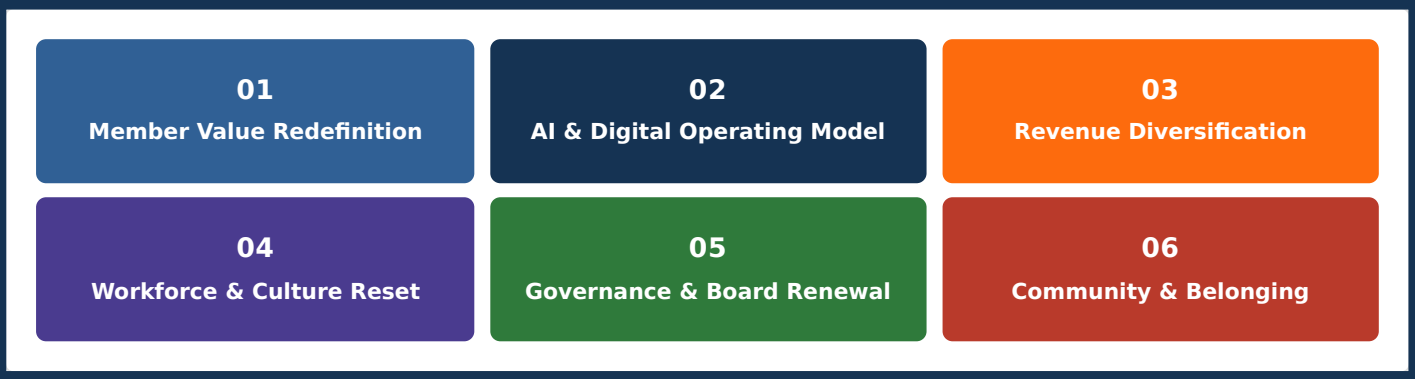

Source: VSAE 2026 · Cross-session synthesis of all 8 sessions including keynote, workforce roundtable, revenue workshop and member engagement breakouts.

FIGURE 3.2 · THEME PROMINENCE BY SESSION TRACK (SHARE OF REFERENCED MINUTES)

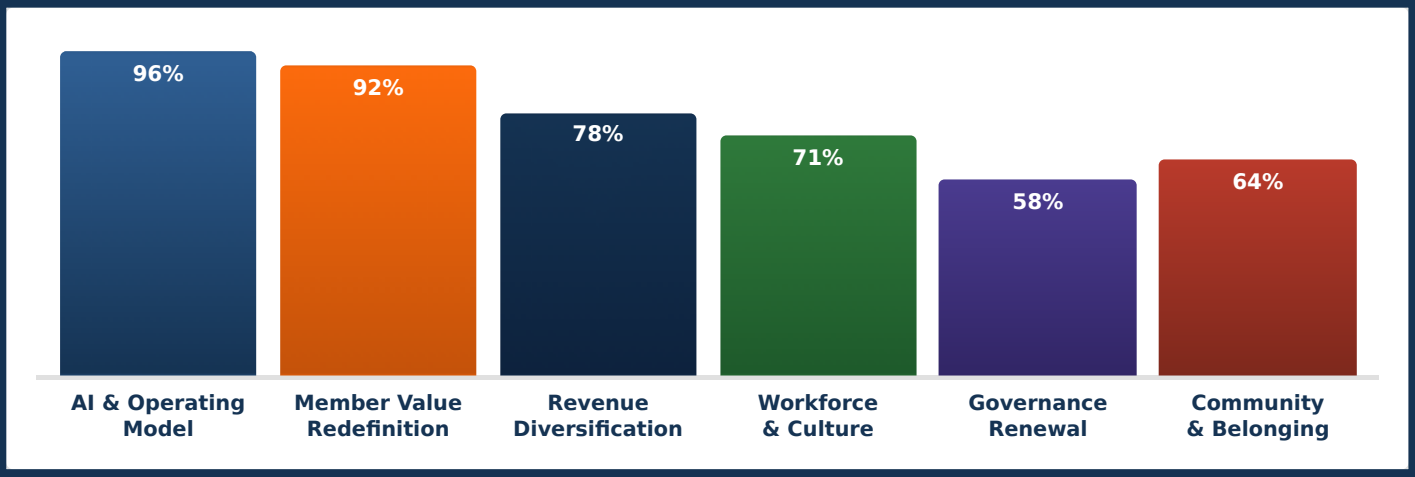

Source: VSAE 2026 · Share of session content by referenced minutes across the 8-session program.

What makes the pattern striking is not that any single theme dominated. It is that speakers who came from very different session tracks (technology, finance, HR, membership, advocacy) surfaced the same underlying tension: the association's traditional promise is decaying faster than incremental improvements can restore. Each theme is a partial answer to the same executive question, and each becomes ineffective when pursued alone.

The practical consequence for the CEO and board is a shift in strategic architecture. Instead of six parallel workstreams reporting up through six functional leads, the emerging pattern is a single, integrated redesign portfolio with shared metrics, shared capital, and shared accountability across the executive team.

STRATEGIC TAKEAWAY

The two universally referenced themes, AI and member value, should anchor board-level strategic conversations for FY26 and FY27. The other four themes are levers, not headline agendas. Treating them as separate strategic initiatives risks fragmenting attention and capital at precisely the moment consolidation is required.

Theme Deep Dives (I)

Theme 01 · Member Value Redefinition

The dominant tension surfaced across the conference: the traditional membership bundle (publications, discounts, an annual meeting, and belonging) no longer justifies the price for a rising share of the eligible population. Multiple speakers reported that renewal has become *rational* where it used to be *habitual*. Members increasingly evaluate the association against a marketplace of substitutes: paid newsletters, private communities, LinkedIn groups, and consultancy-led peer networks. Value must now be **legible**: a member should be able to name three specific things they got in the last twelve months.

> *"We stopped asking 'why are members leaving?' and started asking 'why would anyone under thirty-five join for the first time?' That single reframe rewrote three years of our roadmap."*
>
> **, Association CEO Panel, Membership Innovation Track, VSAE 2026**

FIGURE 4.1 · MEMBER-REPORTED REASONS FOR RENEWING (TOP 6, 2026)

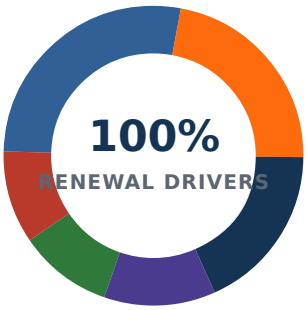

Community & peer network	28%
Career & credentials	22%
Advocacy & industry voice	18%
Learning & content	12%
Events & convenings	10%
Discounts & benefits	10%

Source: VSAE 2026 · Membership Innovation Track composite of member research references from association CEO panel.

Theme 02 · AI & Digital Operating Model

Every session referenced AI. What made this conference different from prior years is that the conversation shifted decisively from *experimentation* to *operating fabric*. Speakers described AI copilots inside AMS platforms, automated first-line member service, agentic content pipelines for editorial teams, and predictive retention models that flag at-risk members eight weeks before non-renewal. The strategic frame is no longer "what should we pilot?" but "what remains a human-first workflow, and why?"

82%
ADOPTION IN CONTENT & EDITORIAL WORKFLOWS

68%
FIRST-LINE MEMBER SERVICE USING AI

2 yr
CAPABILITY GAP RISK FOR LATE ADOPTERS

Theme Deep Dives (II)

Theme 03 · Revenue Diversification

Revenue conversations at VSAE 2026 crystallised a decade of gradual shift into a clear directive: dues cannot carry the mission alone. Multiple finance-track speakers reported that non-dues revenue now exceeds fifty percent of total income at their organisations, driven by sponsorships, learning, credentialing, data licensing and mission-aligned partnerships. The implication is structural: associations must build a genuine **product portfolio discipline**, including pricing, lifecycle management and sunset decisions.

> *"Every dollar of dues comes with an emotional contract. Every dollar of non-dues revenue comes with a product contract. Most associations are not yet built to honour both."*
>
> **, Finance & Revenue Workshop panel, VSAE 2026**

FIGURE 5.1 · NON-DUES REVENUE SHARE TRAJECTORY (2019 TO 2028 PROJECTED)

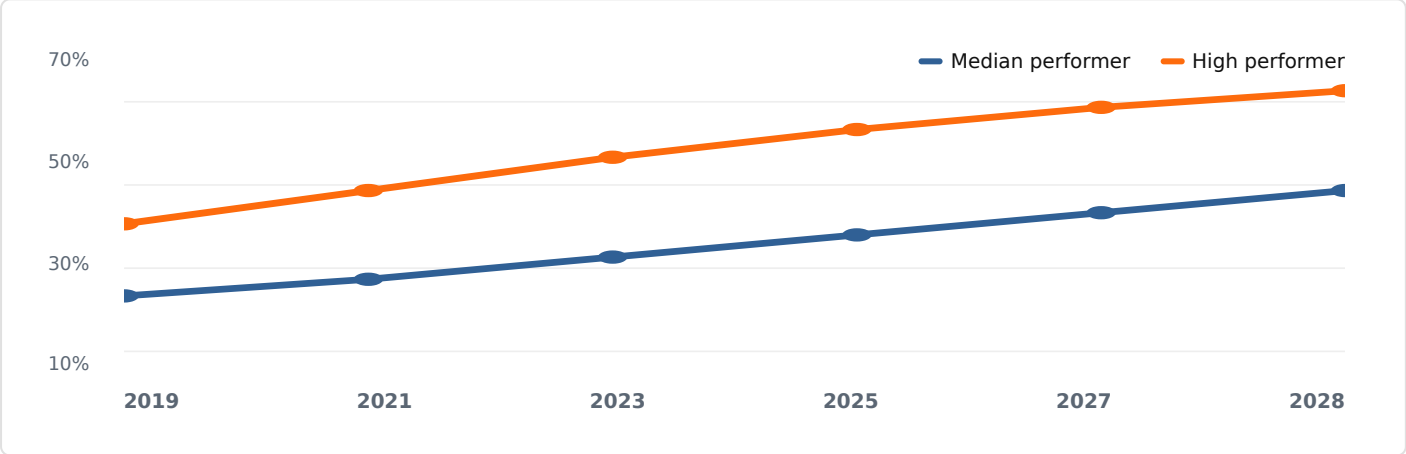

Source: VSAE 2026 · Finance & Revenue Workshop composite trajectory referenced across CFO and finance-track speakers.

Theme 04 · Workforce & Culture Reset

The workforce roundtable and multiple breakout discussions surfaced a candid picture. Associations lost pricing power in the talent market during the pandemic and have not fully recovered. Compensation bands are being rewritten, hybrid norms are permanent, and internal capability gaps in data literacy, product management and digital marketing are constraining strategy. Speakers stressed that culture is now a *retention product*, not a soft attribute.

72%
REPORT A MID-LEVEL TALENT GAP

3.1
AVG. TENURE IN DIGITAL ROLES (YRS)

89%
ON FORMAL HYBRID OR REMOTE-FIRST POLICY

1 in 4
CEOS CITE TALENT AS TOP 2027 RISK

Theme Deep Dives (III)

Theme 05 · Governance & Board Renewal

Governance surfaced repeatedly as an under-modernised function. Boards designed for a slower era, with three-year terms, geographic representation and generalist backgrounds, struggle to steward the pace and complexity of the current agenda. Speakers described the shift to **skills-based board matrices**, shorter terms with staggered renewal, formal onboarding curricula, and CEO-board partnerships built around scenario planning rather than retrospective reporting.

FIGURE 6.1 · FROM TRADITIONAL TO MODERN GOVERNANCE

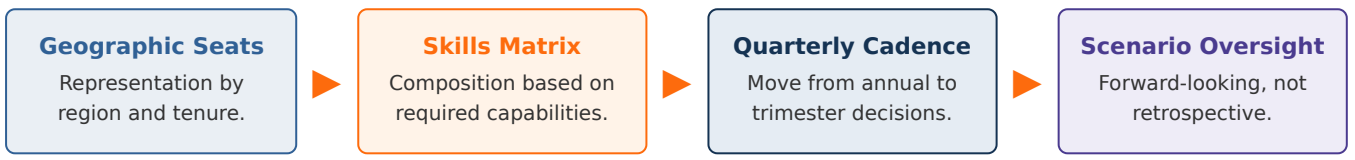

Source: VSAE 2026 · Governance & Board Renewal breakout · Composite framework from board chair panel.

Theme 06 · Community & Belonging

Perhaps the most emotionally resonant thread of the conference. Multiple speakers described a re-elevation of belonging as the strategic differentiator between an association and a subscription content service. Community-led programs (cohort-based learning, chapters, special interest groups and peer mentoring) reported higher retention, higher lifetime value and stronger advocacy conversion than any comparable investment in content alone.

FIGURE 6.2 · RETENTION LIFT BY PROGRAM TYPE

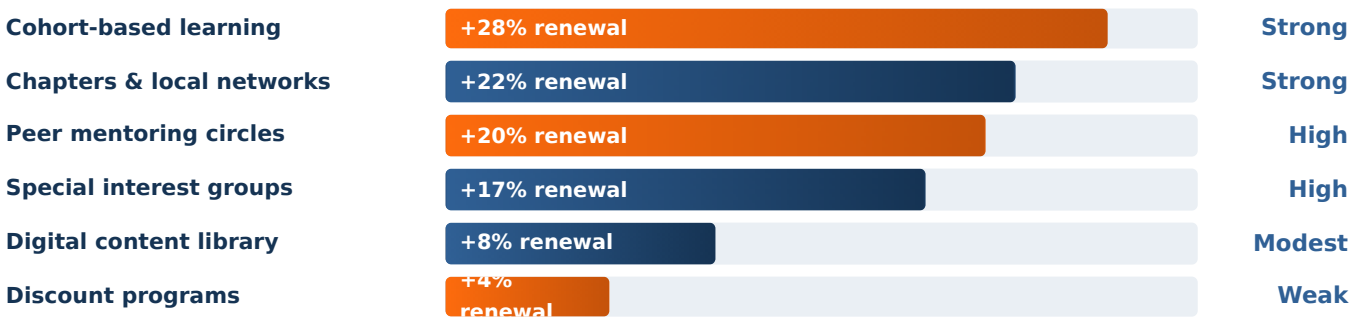

Source: VSAE 2026 · Community & Belonging session references from membership growth panel.

CROSS-THEME SYNTHESIS

Themes 03, 04, 05 and 06 are the operating levers that make Themes 01 and 02 executable. An association cannot redefine member value or deploy AI at scale without new revenue models, new workforce capacity, modern governance and community architecture that gives change somewhere to land.

Strategic Insights

Beyond the visible themes, the conference conversations revealed a set of second-order insights. These are the strategic reads for association executives who want to move ahead of the sector rather than in step with it.

I

The successful association is now a data business

Speakers who described high growth invariably described high analytics maturity. Proprietary member data, used to segment, retain and personalise, is now the single most defensible asset in the association portfolio. This reframes technology investment from cost to strategic capex.

II

Membership is a lifecycle product, not a subscription

Multiple speakers described segmenting their base into career-stage journeys (student, emerging professional, mid-career, senior, retired) with distinct benefits, pricing and communication rhythms. This is a fundamentally different product architecture from the traditional flat-fee bundle.

III

Advocacy is quietly returning as a growth engine

After a decade of decline in "advocacy" as a stated reason for joining, several speakers reported reversal. In polarised environments, associations with a legitimate collective voice are re-emerging as essential infrastructure for their sectors.

IV

The AMS is no longer the system of record

Multiple speakers described treating the AMS as one node in a larger architecture, with CDP, marketing automation, community platform and analytics operating peer-to-peer. This has implications for procurement, integration cost and vendor dependency.

V

Financial reserves are being redeployed for transformation

Historically conservative balance sheets are being unlocked. Speakers described boards approving 3-to-5 year investment envelopes drawn from reserves to fund AI capability, product development and workforce investment.

VI

Small associations may have a compounding structural advantage

Several speakers argued that smaller associations, unburdened by legacy systems and large boards, are moving faster on member experience, pricing experiments and community formats, creating a growth premium that partially offsets scale disadvantages.

META-INSIGHT

The strategic question is no longer "how do we serve our current members better?" but "which future member do we exist for, and what would we build if we started from that member today?"

Executive Signals Dashboard

A synthesis view of the most consequential signals raised across the conference, mapped to executive owners and near-term time horizons. The dashboard is designed to be read in a board meeting: signal strength scores highlight where investment should concentrate, and the ownership grid ensures every priority has a named executive accountable for progress.

FIGURE 8.1 · SIGNAL STRENGTH SCORING (12-MONTH HORIZON)

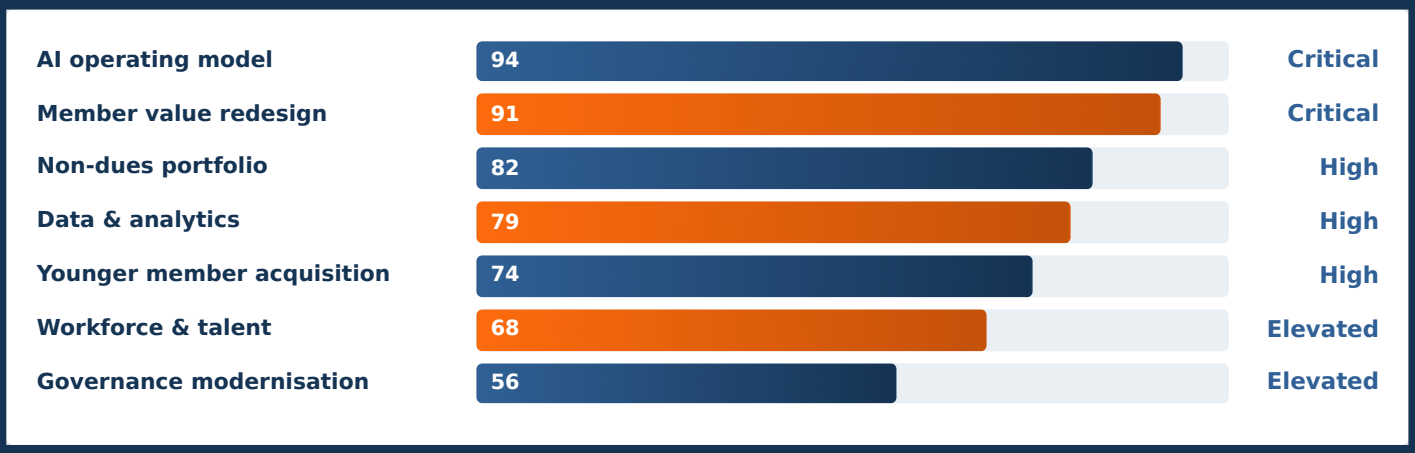

Source: VSAE 2026 · Cross-session signal-strength synthesis across all 8 sessions.

FIGURE 8.2 · SIGNAL OWNER GRID ACROSS THE EXECUTIVE TEAM

CEO
- Member value redesign
- Governance renewal
- Reserves deployment

CTO / DIGITAL
- AI operating model
- Data platform
- AMS architecture

CFO / FINANCE
- Non-dues portfolio
- Product P&L discipline
- Reserves policy

HR / PEOPLE
- Workforce reset
- Culture as retention product
- Hybrid architecture

MEMBERSHIP
- Younger member acquisition
- Community architecture
- Lifecycle product

BOARD
- Skills matrix
- Term structure
- Scenario oversight

Source: VSAE 2026 · Executive Keynote and cross-track ownership synthesis.

Any signal scoring above 70 without a named executive owner represents an unresolved strategic accountability. Cross-functional signals frequently stay conceptual because no single leader has authority to act.

Two patterns stand out. The two highest-scoring signals sit with different executives, AI operating model with the CTO and member value redesign with the CEO, so without a shared cadence between those two seats the redesign runs as two efforts instead of one. Workforce & talent and governance modernisation both score below 70, yet both quietly gate the other five signals: a board still seated on the old model can stall execution regardless of how well the higher-scoring priorities are resourced.

Opportunities & Challenges

The conference surfaced a coherent map of where value can be captured and where the sector is exposed. This section presents both sides of the balance sheet in a single view, then unpacks the highest-priority items. The pattern is that upside and downside sit in tension: the same forces creating new revenue lines are simultaneously eroding old ones.

FIGURE 9.1 · OPPORTUNITY VS. RISK MATRIX

HIGH IMPACT · READY NOW

AI copilots in service & content: proven ROI, mature tooling, existing member data. Modular membership tiers unlock lifetime value from lapsed and adjacent audiences.

HIGH IMPACT · HIGH RISK

Younger member gap: compounding annually and unaddressed for many mid-size associations. AI-native competitors and private communities are undercutting core value.

EMERGING · LONG-CYCLE

Data licensing and industry intelligence products: highly defensible, but require multi-year data infrastructure and legal frameworks to reach scale.

PERSISTENT · MANAGEABLE

Talent cost inflation and hybrid workplace friction: an ongoing headwind, but addressable through workforce planning, compensation benchmarking and role redesign.

Source: VSAE 2026 · Synthesis of Revenue Workshop, AI & Operations track, Membership Innovation panel and Workforce Roundtable.

FIGURE 9.2 · NET REVENUE GROWTH SPREAD (TOP VS. MEDIAN PERFORMERS)

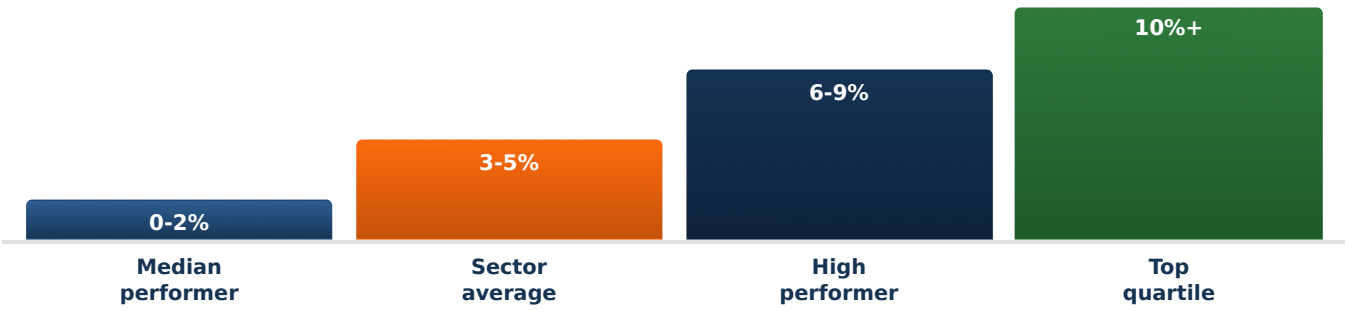

Source: VSAE 2026 · Growth spread referenced across finance-track and CEO panel benchmarks.

The performance spread illustrated above is the clearest signal that this is a redesign moment, not a cyclical one. When the top quartile grows five to ten times faster than the median, the differentiator is no longer effort or size; it is the coherence of the operating model. The associations that treat opportunity and risk as a single agenda tend to end up in the top two columns.

STRATEGIC TAKEAWAY

Treat the top-left and top-right quadrants as a paired agenda: aggressive investment in near-term AI and modular product opportunities, offset by explicit risk mitigation on demographic and competitive fronts. Associations that address only one side will lose ground on the other.

Evolving Narratives

One of the most instructive ways to read a conference is to compare the language it uses today with the language it used three years ago. The VSAE 2026 conversation reveals a decisive shift: the vocabulary of adaptation has been replaced by the vocabulary of redesign.

FIGURE 10.1 · NARRATIVE SHIFT, 2022 TO 2026

THEN · 2022 DISCOURSE		NOW · 2026 DISCOURSE
"Return to in-person"	EVENTS	**"Hybrid by design"**
"Digital transformation initiative"	TECH	**"AI operating model"**
"Member engagement strategy"	PRODUCT	**"Lifecycle product architecture"**
"Diversify revenue"	FINANCE	**"Product portfolio discipline"**
"Recruit younger members"	GROWTH	**"Rebuild the value proposition"**
"Update the AMS"	STACK	**"Compose the stack"**
"Board development committee"	BOARD	**"Skills-based governance"**
"Post-pandemic recovery"	FRAME	**"Next-decade design brief"**

Source: VSAE 2026 · Comparative linguistic synthesis of executive framing across sessions, contrasted with equivalent 2022 conference discourse.

> "Three years ago I would have said we were behind on digital. Today I would say we are behind on design. The gap between our operating model and our members' expectations is now the primary strategic risk."
>
> **, Association CEO Panel , Strategy & Growth Track, VSAE 2026**

Member last, not member first

Start from the future member journey, then work backward to the operating model. The single most consequential mindset shift of 2026.

Deploy the reserves

Boards now ask what the cost of not investing is. A marked reversal from post-2008 orthodoxy of protecting reserves at all costs.

Build the capability

Buying software is no longer the strategy. Building or credibly assembling a capability is. Procurement, hiring and oversight all change.

Stakeholder Implications

A strategic redesign is only real when different stakeholders act on it differently. This section translates the conference themes into concrete implications for each cohort that shapes an association's trajectory.

FIGURE 11.1 · STAKEHOLDER IMPACT FRAMEWORK

Chief Executive Officer

- Own the redesign brief personally. This cannot be delegated to a committee.
- Set an explicit portfolio thesis (what grows, stabilises, sunsets).
- Rebuild the executive team around product, data and community.
- Move from annual to quarterly strategy cadence.

Board of Directors

- Convert to a skills-based composition model.
- Shorten strategic decision cycles from annual to trimester.
- Approve a multi-year reserves-deployment envelope.
- Adopt scenario-based oversight over retrospective reporting.

Senior Staff

- Adopt product-management discipline for programs and offerings.
- Build AI-native workflows into every function within 18 months.
- Measure member outcomes, not activity counts.
- Break silos between marketing, membership and technology.

Members

- Expect radically more personalised value and be willing to pay differentially.
- Move from passive consumption to co-creation of programs.
- Bring career-stage context so the association can serve them across life.

Sponsors & Partners

- Shift from logo placement to measurable audience products.
- Co-invest in data, insights and thought leadership assets.
- Adopt multi-year partnership frameworks over annual sponsorships.

Chapters & Affiliates

- Adopt shared infrastructure for community, learning and data.
- Move from independent programming to federated product delivery.
- Rebalance local autonomy with system-wide member experience standards.

Regulators & Policy Stakeholders

- Recognise associations as legitimate data stewards of industry evidence.
- Engage associations earlier in rulemaking cycles for higher-quality outcomes.

Source: VSAE 2026 · Cross-session stakeholder synthesis · Membership, Governance, Revenue, Workforce and Public Affairs tracks.

RECOMMENDATION

Use this framework as an accountability grid in your next strategy retreat. Each row should have a named owner, a 12-month action and a 24-month outcome measure. Silent stakeholders (usually chapters, sponsors and regulators) are the most common transformation failure points.

Strategic Recommendations

Ten actionable, transcript-grounded recommendations for association executive teams to sequence over the next twenty-four months. These are the highest-signal actions surfaced in cross-session synthesis of the VSAE 2026 program.

01 Publish a member-value contract

State what members should expect and measure each year. Forces internal alignment and market-facing clarity.

02 Stand up an AI operating council

A cross-functional team with a two-year mandate to redesign core workflows around AI copilots and agents.

03 Segment members by life stage

Move from a flat bundle to lifecycle products with distinct pricing, benefits and journeys.

04 Build product P&L discipline

Every program has an owner, a P&L, a lifecycle stage and a sunset criterion.

05 Reboot governance around skills

Replace geographic or tenure-based board seats with a skills-matrix approach and scenario planning.

06 Redeploy 15 to 25 percent of reserves

Fund a multi-year transformation envelope with quarterly board review against milestones.

07 Rebuild sponsorship as audience products

Shift from event-anchored logos to measurable audience engagement across content, data and events.

08 Invest in community architecture

Fund cohorts and chapters as first-class programs with dedicated staff, tooling and success metrics.

09 Elevate data as a strategic capability

Create a data function reporting to the CEO. Build first-party data hygiene and analytics fluency.

10 Publish a 2030 design brief

A short, board-endorsed document describing the association you intend to be by 2030.

Sequencing note · Recommendations 1, 2, 6 and 10 are the "unlock" moves that enable the rest. By month 24 the CEO should be able to point to at least three programs materially different from the FY26 baseline; attempting 3, 4, 7 or 8 before the unlocks are in place typically produces siloed results.

Future Outlook

Where does the association operating model go from here? Speakers across the conference sketched a decade-long redesign trajectory that can be organised into four horizons. Each horizon requires a different mix of investment, governance and organisational readiness.

FIGURE 13.1 · FOUR-HORIZON ASSOCIATION ROADMAP

NOW · 0 TO 12 MO
Stabilise & Signal
Publish value contract. Stand up AI council. Redeploy reserves envelope. Board skills-matrix reset. Retire underperforming programs.

NEXT · 12 TO 24 MO
Redesign & Deploy
Lifecycle membership live. Non-dues portfolio managed on P&L. AI copilots embedded in service and marketing. Data function in place.

THEN · 24 TO 48 MO
Compound & Scale
Proprietary data products in market. Community architecture producing retention lift. Sponsors engaged as multi-year audience partners.

LATER · 4 TO 7 YRS
Reinvent & Lead
Association operates as a member-outcomes platform. AI-native workflows normalised. Governance and workforce fully modern.

Source: VSAE 2026 · Composite outlook synthesised across all 8 sessions and executive keynote framings.

FIGURE 13.2 · ASSOCIATION VALUE CHAIN OF THE FUTURE

Member Data
First-party, longitudinal, consented

▶

Insight & AI
Copilots, agents, predictive models

▶

Lifecycle Products
Content, learning, community, advocacy

▶

Member Outcomes
Career, voice, belonging, impact

Source: VSAE 2026 · Cross-session synthesis of the future-state association operating model.

SIGNAL · PACE OF CHANGE

Speakers converged on a striking prediction: the next 24 months will produce more structural change in association operating models than the previous decade combined. Institutions that treat this as a normal planning cycle will miss the window.

CONCLUSION & CALL TO ACTION

From Adaptation to Redesign.

The VSAE Fall Conference & Expo 2026 did not deliver a menu of options. It delivered a directive. Across every session, from every angle, association leaders described a sector at an inflection point, where incremental improvement is no longer sufficient to preserve relevance.

The associations that will define the next decade are already visible in the current one. They are the ones that redefined their member value proposition before their members did it for them, the ones that made AI an operating fabric rather than a pilot, the ones that redeployed reserves as strategic capital, and the ones that modernised governance to move at the pace of the world outside their boardrooms.

The mandate is clear. The next twenty-four months will separate the associations that redesigned from those that only optimized. The window to lead is open now.

Powered by
SNAPSIGHT